

ONLINE SAFETY



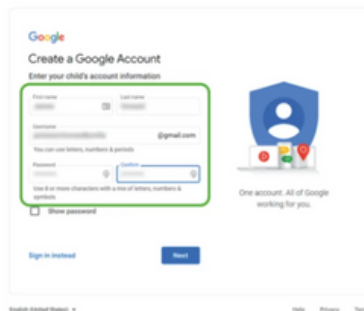
YOUTUBE ADVICE FOR PARENTS OF PRIMARY AGE PUPILS

What is it?

YouTube is an online video platform where users can watch, create and share videos on any topic. When used effectively it has great benefits with educational content and entertainment that may interest your child. However, there can be concerns regarding inappropriate content, advertisements and interaction within comment sections that can be inappropriate for your child.

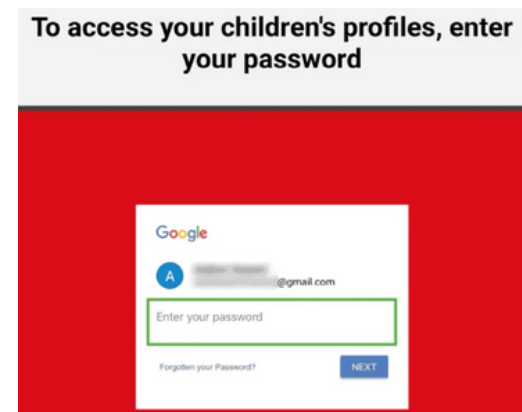
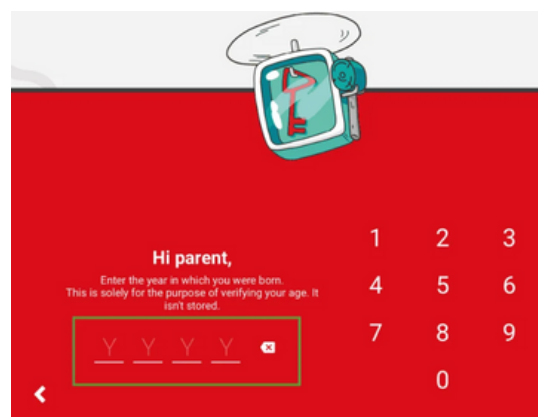
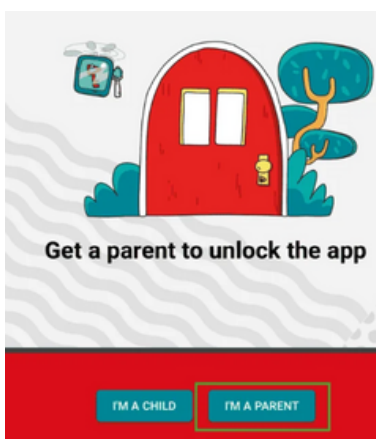
Google Account

To set up YouTube Kids most effectively, you will need your own Google account. This involves setting up your own Google email address. This will allow you to have full control of YouTube and YouTube Kids. Google accounts can be set up through www.gmail.com. From here, you should set up a Google Account for your child by going through your profile and selecting 'Create account, For my child'. You will be prompted to fill in your child's details and accept parental responsibility for the account.

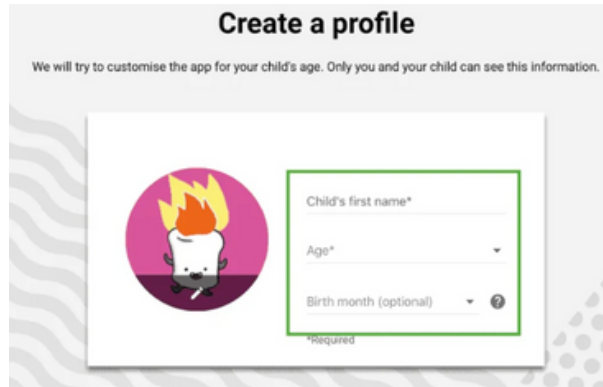


YouTube Kids

YouTube kids is recommended for children under 13 years old and protects under 13s from inappropriate content. To set this up, you need to first download and open the YouTube Kids app. Then click, I'M A PARENT. You will then be asked to follow a set of instructions to verify your age and sign in with your own Google Account. You will then be able to set up your child's account

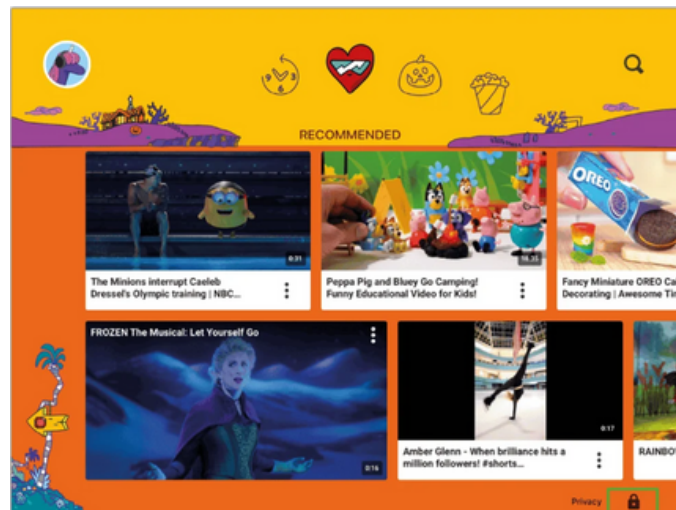


You will then be brought to the profile page. Select the + symbol to create a new profile and sign into your Google account by using your password. You will then be given recommended content settings for your child's age.



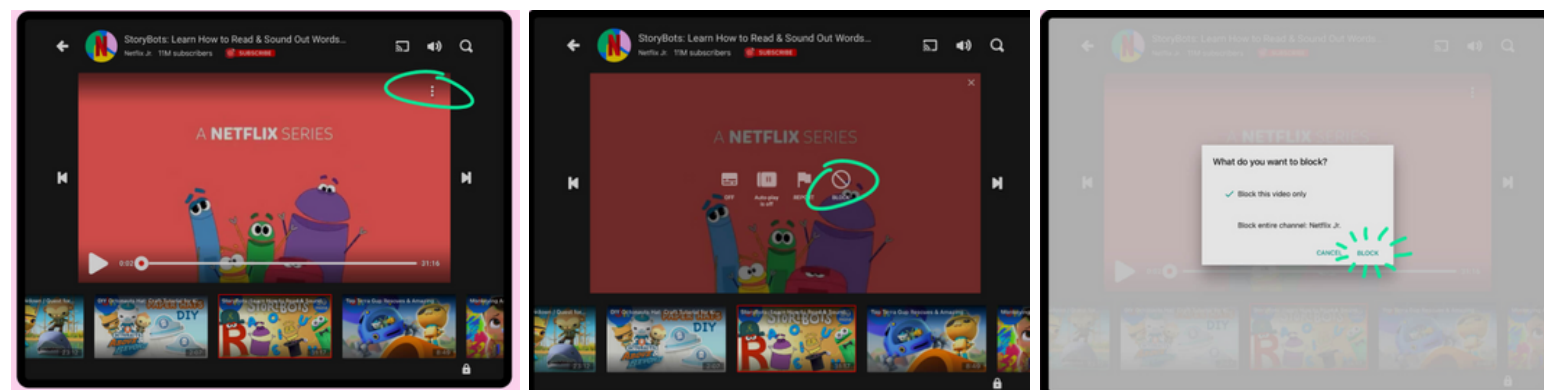
Setting up limits

After the profile has been created, you can then set up passcodes and limits from the profile page by selecting the lock in the right hand corner. You will then be asked to enter a 4 digit passcode that will be needed whenever you want to update these settings. It is recommended that you do not share this passcode with your child. From here, you can set up timers to control how long your child can watch YouTube Kids for.



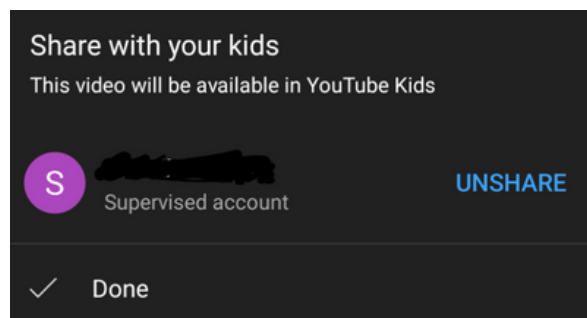
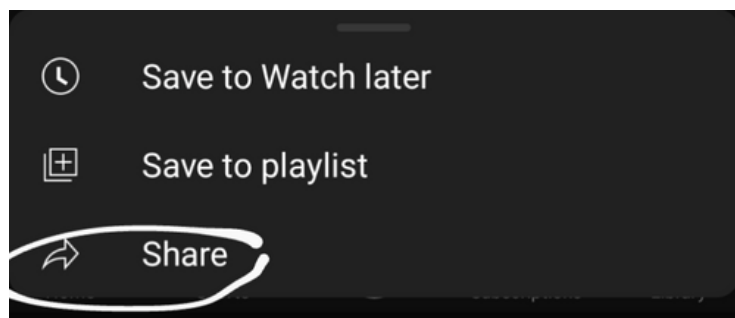
Blocking content

To block channels or videos from YouTube Kids, you need to click on the video, select the 3 dots in the corner. There will then be an option to 'Block' which will then give you prompts to block the video or the whole channel. You will be promoted to type in your passcode or Google account.



Sharing content

Sometimes, you may want to share videos or channels from YouTube to YouTube Kids. This may be if your child has a special interest that, although appropriate, is not available on YouTube Kids. You can do this using your own Google Account to sign into YouTube. From your own YouTube account, click on the three dots on the corner of the video you want to share, click share and then choose your child's YouTube Kids account to share it with.



It is recommended that young children are always supervised when using YouTube and YouTube Kids.

If you have any worries, concerns or questions regarding YouTube or Online Safety, please email the school office with your enquiry on info@swanwicksportscollege.derbyshire.sch.uk and ask for it to be forwarded to Mrs Hardy, the Online Safety Lead.